

Electric calibration pressure test pump **LR-Cal** LAP-P Generation of test pressure up to +25 bar (363 psi), switchable to generation of vacuum down to -0,9 bar (-26.6 inHg)

The **LR-Cal** LAP-P electric calibration test pressure pump is used for simple pressure generation (without manual effort) for checking, adjusting and calibration of mechanical and electronic pressure reading instruments by means of comparative measurements.

When the measuring instrument to be checked and a sufficiently accurate reference instrument are connected to the **LR-Cal** LAP-P electric calibration pressure test pump, the same pressure acts on both measuring instruments when the pump is actuated. By comparing the two measured values at any pressure values, the accuracy of the unit under test can be checked or adjusted.

Due to the integrated electric pump, the **LR-Cal** LAP-P allows an automatic and exact pressure generation with the possibility to switch to vacuum generation. For precise adjustment of the test pressure the **LR-Cal** LAP-P electric calibration pressure test pump is equipped with a fine adjustment valve. Both, the test specimen and the reference instrument are mounted on top of the electric calibration pressure test pump, if necessary using suitable thread adapters (see Accessories / Adapter sets on page 3). No tools are required for connecting the unit under test and reference instrument, hand-tightening of the instruments is sufficient.

Specification:

Generation of pressure:	0 to 25 bar (363 psi), switchable to		
Generation of vacuum:	0 to -0,9 bar (-26.6 inHg)		
Pressure medium:	Ambient air		
Pressure ports:	2 connections with free-running union nut and with dirt separator strainer and sealing ring Pressure port P1 left for test item and P2 right for reference device		
	Order-Code:	P1 (test item):	P2 (reference):
	LAP-P-G14-G12	1/4" BSP F	1/2" BSP F
	LAP-P-G14-G14	1/4" BSP F	1/4" BSP F
	LAP-P-G12-G14	1/2" BSP F	1/4" BSP F
	LAP-P-G12-G12	1/2" BSP F	1/2" BSP F
Material wetted parts:	Stainless steel, nickel-plated brass, brass, FKM		
Test pressure setting:	Fine adjustment valve (large volume variator, sensitivity better than ±1 mbar)		
Temperatures:	Operation 0...50°C (+32...+122°F); Storage -20...+60°C (-4...+140°F)		
Power supply:	110...230 VAC (incl. power supply unit to 24 VDC / 1.5 ADC)		
Motor specification:	24 VDC, 220 Ncm, 0.88 A		
Dimensions:	approx. 271 x 228 x 116 mm (without power supply unit)		
Material housing:	ABS		
Weight:	approx. 2.9 kg (without power supply unit)		

Standard scope of delivery:

- Electric calibration test pressure pump **LR-Cal** LAP-P

- Power supply unit 110...230 VAC



- Operating manual

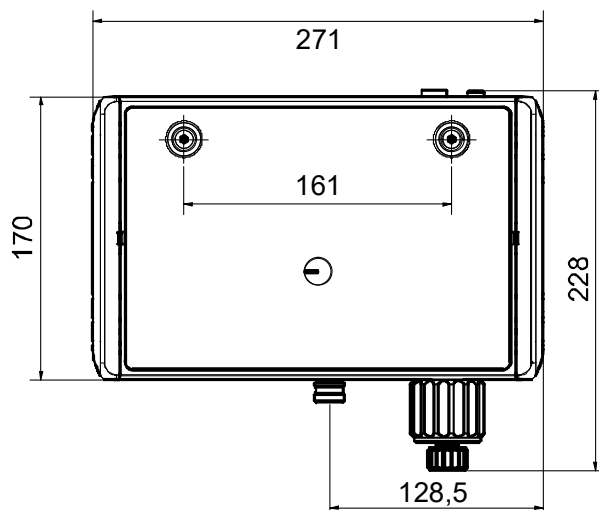
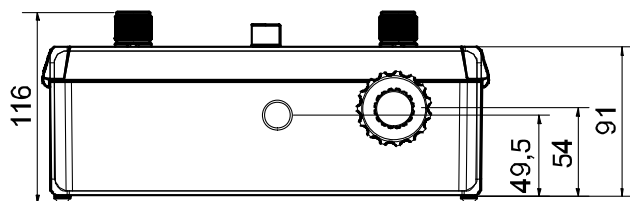


Very easy test pressure generation with the
LR-Cal LAP-P electric calibration test pressure pump

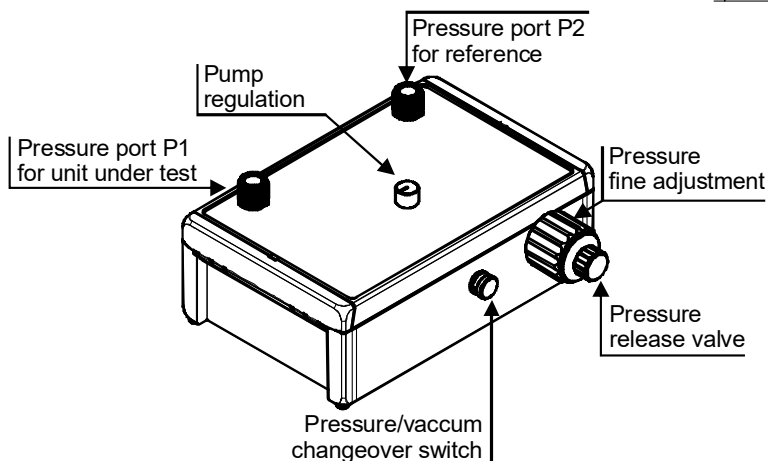
LAP-P Electric calibration pressure test pump pneumatic, -0,9...+25 bar (bis 363 psi)



Dimensions (in mm):



Controls and connections:



Order-Codes:






Electric calibration pressure test pump **LR-Cal** LAP-P variants

Order-Code	Pressure port P1 for test item	Pressure port P2 for reference
LAP-P-G14-G12	1/4" BSP F	1/2" BSP F
LAP-P-G14-G14	1/4" BSP F	1/4" BSP F
LAP-P-G12-G14	1/2" BSP F	1/4" BSP F
LAP-P-G12-G12	1/2" BSP F	1/2" BSP F

Spare parts

Order-Code	Description	
LAP-P-NT	Power supply unit (input 110...230 VAC / output 24 VDC - 1.5 A) (spare part, as already included in standard supply of the basic device)	
LPP30-ASS-G12	Pressure connector 1/2" BSP F free running union-nut (assembly) (without dirt separator sleeve)	
LPP30-ASS-G14	Pressure connector 1/4" BSP F free running union-nut (assembly) (without dirt separator sleeve)	
LAP-P-SIEB-G12	5 pcs. dirt separator sleeves for pressure connector 1/2" BSP F	
LAP-P-SIEB-G14	5 pcs. dirt separator sleeves for pressure connector 1/4" BSP F	
LPP-VENTIL	Fine adjustment and pressure release valve (assembly)	
LPP-SICH	Glass fuse 5 x 20 mm, medium order, 1 A / 250 V	

Accessories

Order-Code	Content	
LPP-ADAPTER-BSP	BSP thread adapters for pressure port 1/4" BSP free running union-nut: 1 piece 1/4" BSP male x 1/8" BSP female 1 piece 1/4" BSP male x 3/8" BSP female 1 piece 1/4" BSP male x 1/2" BSP female 1 piece 1/4" BSP male x 1/2" BSP male	
LPP-ADAPTER-NPT	NPT thread adapters for pressure port 1/4" BSP free running union-nut: 1 piece 1/4" BSP male x 1/8" NPT female 1 piece 1/4" BSP male x 1/4" NPT female 1 piece 1/4" BSP male x 3/8" NPT female 1 piece 1/4" BSP male x 1/2" NPT female	
LPP-ADAPTER-M	Metric thread adapters for pressure port 1/4" BSP free running union-nut: 1 piece 1/4" BSP male x M12x1.5 female 1 piece 1/4" BSP male x M20x1.5 female 1 piece 1/4" BSP male x Minimes 1620	
LSP-ADAPTER-SET	Thread adapters for pressure port 1/2" BSP free running union-nut: 1 piece 1/2" BSP male x 1/4" BSP female 1 piece 1/2" BSP male x M20x1.5 female 1 piece 1/2" BSP male x 1/4" NPT female 1 piece 1/2" BSP male x 1/2" NPT female	
VRS-G12	Volume reducer for LR-Cal TLDMM 2.0 and LR-Cal LDM 80	
LPP-VOLUMEN-TOOL	Tool for the fine adjustment valve, to increase the diameter, thus even easier fine adjustment of the test pressure. Material: aluminum. Simply plug it on the pressure fine adjustment valve.	

Please note that the performance of the **LR-Cal LAP-P** electric calibration pressure test pump depends on the volume of the calibration circuit. The smaller the volume, the better the performance. You can keep the volume of the calibration circuit small or minimize it by dispensing with hose lines or pressure hoses and using a reference device with the smallest possible volume in the pressure connection.

For the **LR-Cal TLDMM 2.0** and **LR-Cal LDM 80** reference instruments listed on page 4, for example, we recommend using the optional volume reducer, order-code **VRS-G12**.

Typical performance of the electric pump **LR-Cal LAP-P**:

Pressure: 0 to 20 bar: <85 seconds

(The final value of 25 bar is most easily achieved if you first turn the fine adjustment valve quite far out (anti-clockwise), electrically generate pressure up to approx. 20 bar and then screw the find adjustment valve in clockwise.)

Vacuum: 0 to -0,9 bar: <8 seconds



LAP-P Electric calibration pressure test pump
pneumatic, -0,9...+25 bar (bis 363 psi)



As a reference pressure instrument (pressure calibrator) we recommend:



Documenting process and pressure calibrator

LR-Cal LPC 300

Accuracy $\pm 0.025\%$ FS



Pressure calibrators

LR-Cal LPC 200-T and **LR-Cal LPC 200**

Accuracy $\pm 0.025\%$ FS



Pressure calibrator

LR-Cal TLDMM 2.0

Accuracy $\pm 0.05\%$ FS



Precision reference pressure handheld

LR-Cal LHM

Accuracy $\pm 0.05\%$ FS or $\pm 0.1\%$ FS



Reference digital pressure gauge

LR-Cal LDM 80

Accuracy $\pm 0.1\%$ FS or $\pm 0.2\%$ FS



Digital pressure gauge

LR-Cal LDM 70

Accuracy $\pm 0.125\%$ FS (BFSL) or $\pm 0.25\%$ FS (BFSL)



Digital pressure gauge

DM 80 and **DM 80-UMS**

Accuracy $\pm 0.25\%$ FS (BFSL)



株式会社 **クローネ**

■ カタログに掲載してある製品の色は印刷インキの関係上、実際とは異なる場合があります。
■ 製品のデザイン、仕様等などは、予告なく変更する場合があります。

本 社：〒124-0023 東京都葛飾区東新小岩3丁目9番6号 TEL: (03) 3695-5431 / FAX: (03) 3695-5698
大阪支店：〒530-0054 大阪市北区南森町2-2-9 (南森町八千代ビル7F) TEL: (06) 6361-4831 / FAX: (06) 6361-9360
e-mail: sales-tokyo@krone.co.jp URL: <https://www.krone.co.jp>