



## 17 AND 47

### UltraStable™

#### SPECIFICATIONS

- ✦ PC Board Mountable Pressure Sensor
- ✦ 0-100 mV Output
- ✦ Current Excitation
- ✦ Gage and Absolute
- ✦ Temperature Compensated

#### FEATURES

- ✦ TO-8 Package
- ✦ -20°C to +85°C Compensated Temperature Range
- ✦ ±0.1% Non-Linearity
- ✦ 1.0% Interchangeable Span (provided by gain set resistor)
- ✦ Solid State Reliability

#### APPLICATIONS

- ✦ Medical Instruments
- ✦ Process Control
- ✦ Factory Automation
- ✦ Altitude Measurement
- ✦ Vacuum Measurement
- ✦ Handheld Calibrators

The 17 and 47 UltraStable™ are high performance, temperature compensated, piezoresistive silicon pressure sensors packaged in a TO-8 configuration. It uses Measurement Specialties' proprietary UltraStable™ die to provide excellent performance and long-term stability over wide temperatures.

Gage and absolute pressure ranges from 0-15 to 0-250 psi are available. Integral temperature compensation is provided over a range of -20°C to +85°C using laser-trimmed resistors. An additional laser-trimmed resistor is included to normalize pressure sensitivity variations by programming the gain of an external differential amplifier. This provides sensitivity interchangeability of ±1%.

Please refer to 13 and 43 for information on products with operating pressures less than 0-15 psi.

## STANDARD RANGES

Range	psig	psia
0 to 15	*	*
0 to 30	*	*
0 to 50	*	*
0 to 100	*	*
0 to 250	*	*

## PERFORMANCE SPECIFICATIONS

Supply Current: 1.5 mA

Ambient Temperature: 25°C (unless otherwise specified)

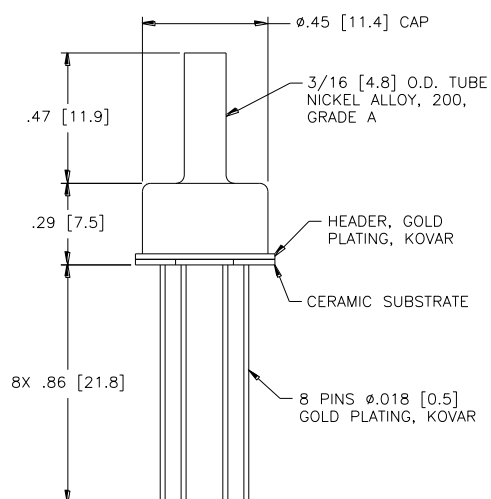
PARAMETERS	MIN	TYP	MAX	UNITS	NOTES
Span	75	100	150	mV	1
Zero Pressure Output	-2		2	mV	
Pressure Non Linearity	-0.1	±0.05	0.1	%Span	2
Pressure Hysteresis	-0.1	±0.01	0.1	%Span	
Input Resistance	2200	4000	5800	Ω	
Output Resistance		4200		Ω	
Temperature Error – Span	-0.5	±0.3	0.5	%Span	3
Temperature Error – Zero	-0.5	±0.1	0.5	%Span	3
Temperature Coefficient – Resistance		0.15		%/°C	3
Thermal Hysteresis – Zero		±0.05		%Span	3
Short Term Stability (Offset & Span)		±0.05		%Span	4
Long Term Stability (Offset & Span)		±0.1		%Span	5
Supply Current	0.5	1.5	2.0	mA	
Response Time (10% to 90%)		1.0		ms	6
Output Noise (10Hz to 1kHz)		1.0		μV p-p	
Pressure Overload			3X	Rated	7
Compensated Temperature	-20		+85	°C	
Operating Temperature	-40		+125	°C	
Storage Temperature	-50		+150	°C	
Weight			3	grams	
Solder Temperature	250°C Max 5 Sec.				
Media	Non-Corrosive Dry Gases Compatible with Silicon, Pyrex, RTV, Gold, Nickel, and Aluminum				

## Notes

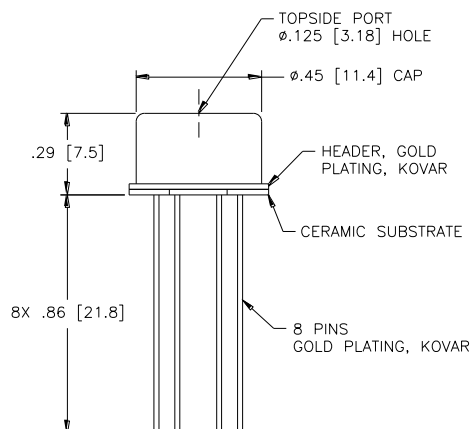
1. Ratiometric to supply current. For 250 psi devices, the minimum span value is 62 mV.
2. Best fit straight line.
3. Maximum temperature error between -20°C and +85°C with respect to 25°C.
4. Short term stability over 7 days with constant current and temperature.
5. Long term stability over a one year period with constant current and temperature.
6. For a zero-to-full scale pressure step change.
7. 2X maximum for 250 psi device.

## DIMENSIONS

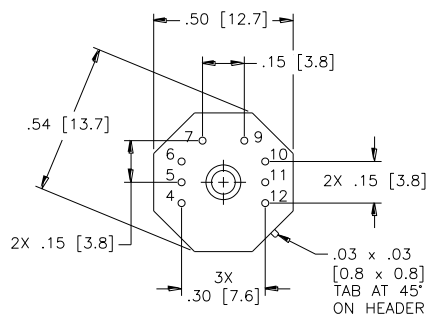
DIMENSIONS ARE IN INCHES [mm]



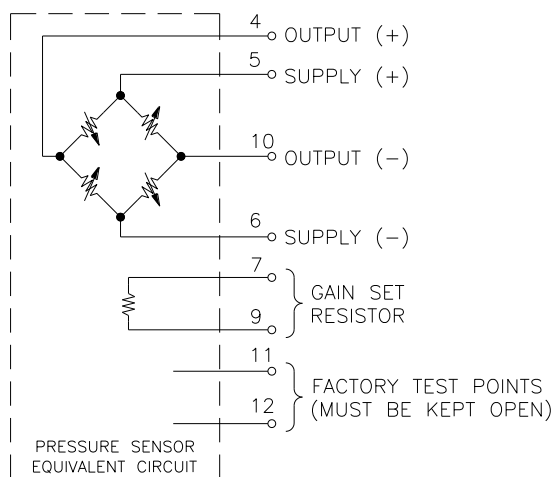
MODEL 17



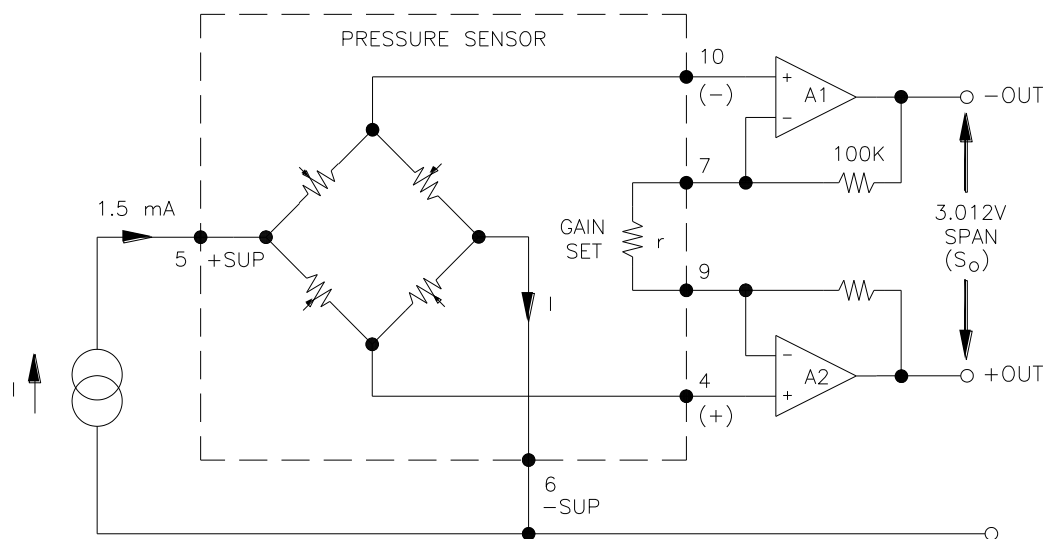
MODEL 47



## CONNECTIONS



## APPLICATION SCHEMATIC



APPLICATION SCHEMATIC

## ORDERING INFORMATION

17 – 030 A

Pressure Range [psi]
015
030
050
100
250

Pressure Type	
G	Gage
A	Absolute

47 – 015 G

Pressure Range [psi]
015
030
050
100
250

Pressure Type	
G	Gage
A	Absolute



株式会社 **クローネ**

■ カタログに掲載してある製品の色は印刷インキの関係上、実際とは異なる場合があります。  
■ 製品のデザイン、仕様等などは、予告なく変更する場合があります。

本 社：〒124-0023 東京都葛飾区東新小岩3丁目9番6号 TEL: (03) 3695-5431 / FAX: (03) 3695-5698  
大阪支店：〒530-0054 大阪市北区南森町2-2-9(南森町八千代ビル7F) TEL: (06) 6361-4831 / FAX: (06) 6361-9360  
e-mail: sales-tokyo@krone.co.jp URL: <https://www.krone.co.jp>

### TE.com/sensorsolutions

Measurement Specialties, Inc., a TE Connectivity company.

Measurement Specialties, TE Connectivity, TE Connectivity (logo) and EVERY CONNECTION COUNTS are trademarks. All other logos, products and/or company names referred to herein might be trademarks of their respective owners.

The information given herein, including drawings, illustrations and schematics which are intended for illustration purposes only, is believed to be reliable. However, TE Connectivity makes no warranties as to its accuracy or completeness and disclaims any liability in connection with its use. TE Connectivity's obligations shall only be as set forth in TE Connectivity's Standard Terms and Conditions of Sale for this product and in no case will TE Connectivity be liable for any incidental, indirect or consequential damages arising out of the sale, resale, use or misuse of the product. Users of TE Connectivity products should make their own evaluation to determine the suitability of each such product for the specific application.

© 2015 TE Connectivity Ltd. family of companies All Rights Reserved.