



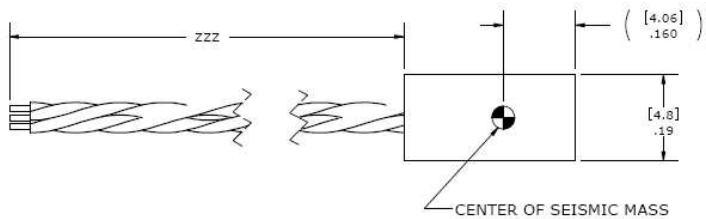
MODEL 52 ACCELEROMETER

SPECIFICATIONS

- DC Response Accelerometer
- Low Cost, Miniature Package
- Gas Damped MEMS
- Reliable Performance

The **Model 52 Accelerometer** is based on an advanced piezoresistive MEMS sensing element which offers exceptional dynamic range and stability. This unit features a full bridge output configuration with an operating temperature range from -40 to +90°C. A slight amount of internal gas damping provides outstanding shock survivability

DIMENSIONS

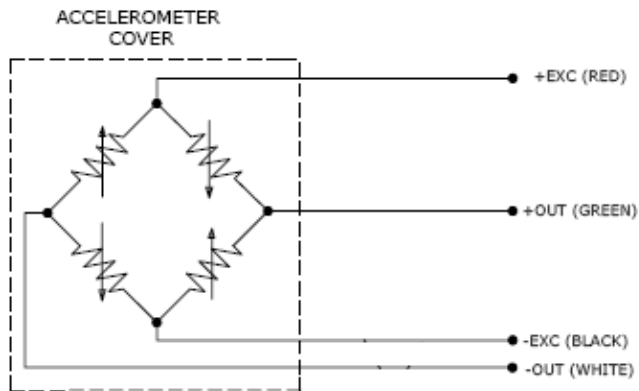
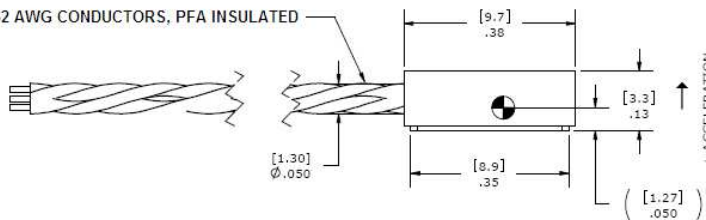


FEATURES

- Piezoresistive MEMS Sensor
- ±50g to ±2,000g Ranges
- 2-10 Vdc Excitation
- <± 50 mV Zero Offset
- -40 to +90 °C Temperature Range

APPLICATIONS

- Safety Impact Testing
 - Auto
 - Truck
 - Recreational Vehicles
- Shock Testing



PERFORMANCE SPECIFICATIONS

All values are typical at $\pm 24^{\circ}\text{C}$, 80Hz and 10Vdc excitation unless otherwise stated. Measurement Specialties reserves the right to update and change these specifications without notice.

Parameters					Notes
DYNAMIC					
Range(g)	± 50	± 200	± 500	± 2000	
Sensitivity (mV/g) ¹	2	0.9	0.4	0.15	
Frequency Response (Hz)	0-400	0-600	0-800	0-2000	$\pm 2\%$
	0-1000	0-1400	0-2000	0-5000	$\pm 5\%$
	0-1400	0-1900	0-2800	0-7000	$\pm 1\text{dB}$
Resonant Frequency (Hz)	4000	8000	15000	26000	
Non-Linearity (% FSO)	± 1	± 1	± 1	± 1	
Transverse Sensitivity (%)	<3	<3	<3	<3	
Shock Limit (g)	5000	5000	5000	5000	
ELECTRICAL					
Zero Acceleration Output (mV)	< ± 50				
Excitation (Vdc)	2 to 10				
Input Resistance	2400-6000				
Output Resistance (Ω)	2400-6000				
Insulation Resistance (M Ω)	>100				@100Vdc
Ground Isolation	Isolated from mounting surface				
ENVIRONMENTAL					
Thermal Zero Shift (%FSO/ $^{\circ}\text{C}$ (%FSO/ $^{\circ}\text{F}$))*	$\pm 0.05 (\pm 0.03)$				0 $^{\circ}\text{C}$ to +50 $^{\circ}\text{C}$
Thermal Sensitivity Shift (%/ $^{\circ}\text{C}$ (%/ $^{\circ}\text{F}$))*	-0.20 \pm 0.05 (-0.11 \pm 0.03)				0 $^{\circ}\text{C}$ to +50 $^{\circ}\text{C}$
Operating Temperature ($^{\circ}\text{C}$)	-40 to +90				
Storage Temperature ($^{\circ}\text{C}$)	-40 to +90				
Humidity	Epoxy Sealed, IP61				
PHYSICAL					
Case Material	Plastic				
Cable (Integral 30 Foot Cable)	4x #32 AWG Conductors PFA Insulated				
Weight (grams)	0.5				Cable not included
Mounting	Adhesive				

¹ Output is ratiometric to excitation voltage

Calibration supplied: CS-SENS-0100 NIST Traceable Amplitude Calibration at 80Hz

Optional accessories: 121 Three Channel DC Signal Conditioner Amplifier
140A Auto-zero Inline Amplifier

The information in this sheet has been carefully reviewed and is believed to be accurate; however, no responsibility is assumed for inaccuracies. Furthermore, this information does not convey to the purchaser of such devices any license under the patent rights to the manufacturer. Measurement Specialties, Inc. reserves the right to make changes without further notice to any product herein. Measurement Specialties, Inc. makes no warranty, representation or guarantee regarding the suitability of its product for any particular purpose, nor does Measurement Specialties, Inc. assume any liability arising out of the application or use of any product or circuit and specifically disclaims any and all liability, including without limitation consequential or incidental damages. Typical parameters can and do vary in different applications. All operating parameters must be validated for each customer application by customer's technical experts. Measurement Specialties, Inc. does not convey any license under its patent rights nor the rights of others.

ORDERING INFORMATION

PART NUMBERING Model Number+Range+Excitation+Cable Length+Options

52-GGGG-CCC-ZZ

| | | Options
| | Cable (360 is 360 inches)
| Range (0100 is 100 g)

Optional Dash Numbers
-01 5Vdc Calibration
-02 2Vdc Calibration
-03 3.3Vdc Calibration

Example: 52-2000-360
Model 52, 2000g, 360" (30ft) Cable), No Options.



株式会社 クローネ

■カタログに掲載してある製品の色は印刷インキの関係上、実際とは異なる場合があります。
■製品のデザイン、仕様等などは、予告なく変更する場合があります。

本 社：〒124-0023 東京都葛飾区東新小岩3丁目9番6号 TEL: (03) 3695-5431 / FAX: (03) 3695-5698
大阪支店：〒530-0054 大阪市北区南森町2-2-9(南森町八千代ビル7F) TEL: (06) 6361-4831 / FAX: (06) 6361-9360
e-mail: sales-tokyo@krone.co.jp URL: https://www.krone.co.jp

TE.com/sensorsolutions

Measurement Specialties, Inc., a TE Connectivity company.

Measurement Specialties, TE Connectivity, TE Connectivity (logo) and EVERY CONNECTION COUNTS are trademarks. All other logos, products and/or company names referred to herein might be trademarks of their respective owners.

The information given herein, including drawings, illustrations and schematics which are intended for illustration purposes only, is believed to be reliable. However, TE Connectivity makes no warranties as to its accuracy or completeness and disclaims any liability in connection with its use. TE Connectivity's obligations shall only be as set forth in TE Connectivity's Standard Terms and Conditions of Sale for this product and in no case will TE Connectivity be liable for any incidental, indirect or consequential damages arising out of the sale, resale, use or misuse of the product. Users of TE Connectivity products should make their own evaluation to determine the suitability of each such product for the specific application.

© 2015 TE Connectivity Ltd. family of companies All Rights Reserved.