



EL20-S458

Seat belt load cell

SPECIFICATIONS

- **Ranges from 5 to 25 kN**
- **Ultra rugged low-mass titanium design**
- **Seat belt restraint testing**
- **Tension only**
- **Replaceable cable**

Measurement Specialties has applied our decade of experience serving the automotive crash test industry to design the ultimate crash test seat belt restraint sensor.

The EL20-S458 provides a super low mass titanium structure to minimize $F=MA$ errors during the crash event. All exterior surfaces are smoothed to prevent snagging on dummy or air bag materials; smoothed exterior profiles protect your expensive crash test dummy from damage while reducing drag and frictional error. The EL20-S458 is offered with optional ultra low mass slotted titanium axles and robust armoured cable exit from the device. The user-replaceable cable ensures that even if your cabling is damaged, replacement cables can be rapidly wired and your test facility remains in full operation at all times.

The low noise Wheatstone bridge consists of metal foil strain gages which provide full scale outputs of typically 2 mV/V of excitation. The EL20-S458 is also available with internal linearization (Option B) to provide +/- 0.5% FS maximum non-linearity. Option D provides linearization and high level output of 0.5 to 4.5 V. The EL20-S458 can be configured with a variety of options to fine tune the instrument to your application: select from several standard compensated temperature ranges, slotted or knurled axles, input voltages, lead lengths or specify unique combinations of these options.

The EL20-S458 belt tension load cell can be fine-tuned to meet your crash test or military test needs.

FEATURES

- Super low mass titanium design
- Ultra low mass slotted titanium axles available
- Low noise
- Optional linearized high level output

APPLICATIONS

- Automotive crash test
- Military payload delivery
- Sport and military parachute tether loads
- Automatic reserve chute deployment systems

STANDARD RANGES

Ranges in kN	5	16	25
Ranges in klbf	1	3.2	5
Over range	2x	x1.5	X1.5

PERFORMANCE SPECIFICATIONS

All values are typical at temperature 20±1° C

PARAMETERS	
Operating Temperature Range (OTR)	-40 to 120° C [-4 to 176° F]
Compensated Temperature Range (CTR)	0 to 60° C [32 to 140° F]
Zero Shift in CTR	<1% F.S. /50° C [100° F]
Sensitivity Shift in CTR	<1% of reading / 50° C [100° F]
Range (F.S.)	0-5 to 0-25 kN [0-1 to 0-5 klbf]
Weight	85 gr
Over-Range	
Without Damage	1.5 x F.S. (2x for the model 5 kN range)
Without Destruction	3 x F.S.
Accuracy	
Non-linearity without option	≤±3% F.S.
Non-linearity with option B or D	≤±0.5% F.S.

Electrical Characteristics

Model	EL20-S458	EL20-S458-x/B	EL20-S458-x/D
Supply Voltage	10Vdc	10Vdc	10Vdc
F.S. Output (5kN model)	1.5mV/V	1.5mV/V	4V ±5% F.S.
F.S. Output (>5kN model)	2mV/V	2mV/V	4V ±5% F.S.
Zero Offset	±2% F.S.	±2% F.S.	0.5V ±5% F.S.
Input Impedance/Consumption	350 Ω	<30mA	<30mA
Output Impedance	350 Ω	350 Ω	<1KΩ
Insulation under 50Vdc	≥100MΩ	≥100MΩ	≥100MΩ

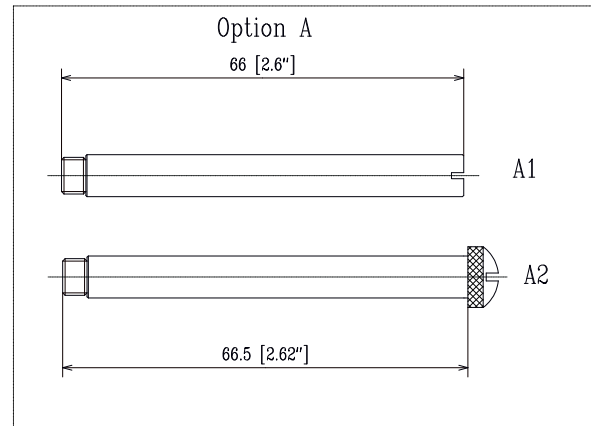
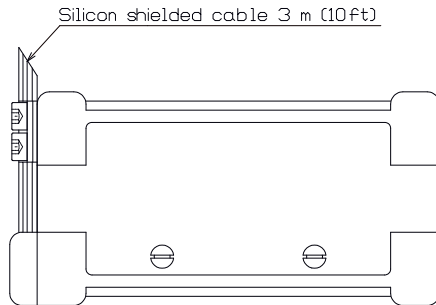
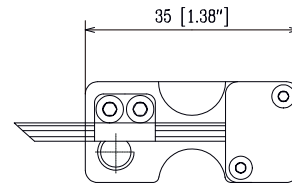
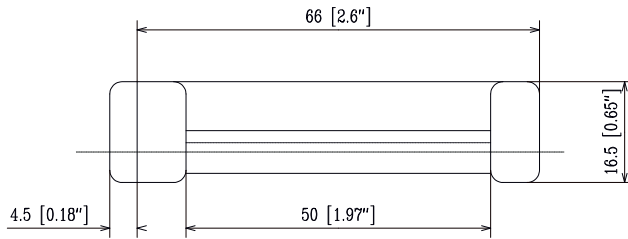
Notes

1. Electrical Termination: 3m shielded cable length
2. Material: titanium.
3. Protection Index: IP50
4. CE conformance according to EN 61010-1, EN 50081-1, EN 50082-1

EL20-S458

Seat belt load cell

DIMENSIONS



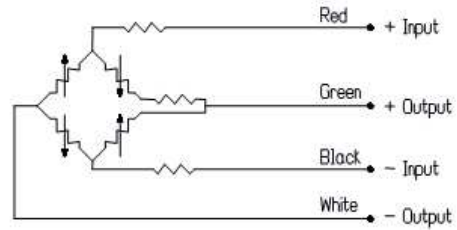
INSTALLATION



CONNECTIONS

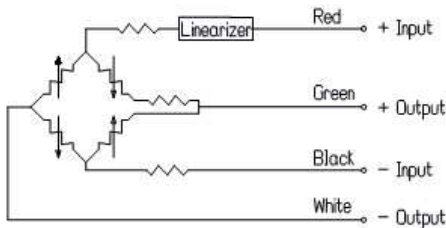
Standard

FSD (5kN): 1.5mV/V Electrical in : 350 Ohms nom.
 FSD (16kN): 2mV/V Electrical out : 350 Ohms nom.
 NL : $\pm 3\%FSD$



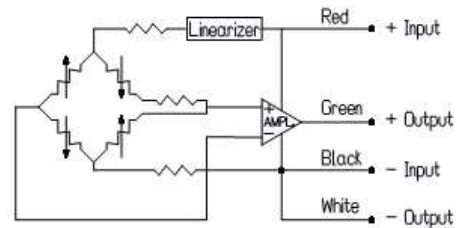
OPTION B

FSD (5kN): 1.5mV/V Electrical in : 30mA max.
 FSD (16kN): 2mV/V Electrical out : 350 Ohms nom.
 NL : $\pm 0.5\%FSD$



OPTION D

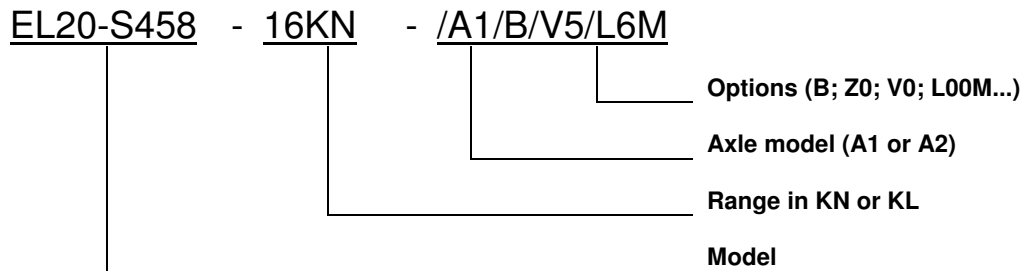
FSD : 0.5 to 4.5V Electrical in : 30 mA max.
 NL : $\pm 0.5\%FSD$ Electrical out : short circuit protected



OPTIONS AND ACCESSORIES

A1: Flush, low mass titanium axle
A2: Hand grip, knurled titanium axle (standard).
B: Linearized (unamplified) output (NL : ±0.5% FS).
D: Linearized (NL: ±0.5% FS) high level output 0.5 to 4.5 V ±5% span trim.
Z0: Compensated temperature range -40 to 20°C
Z1: Compensated temperature range -20 to 40°C
V0: Replace "0" with excitation between 2 to 9Vdc; Excitation 5Vdc minimum for option /B or /D
L00M: Special Cable Length, replace "00" with total length in meter
CL7x: Wiring of Lemo FGG-1B-307 at cable end
CD7x: Wiring of Lemo FDG-1B-307 and Dallas DS2401 at cable end
CC: Wiring of connector to be supplied by customer according to wiring diagram
SL1: Sleeve adapter for 38/42 mm (1.5 /1.65) strap width.
SL2: Sleeve adapter for 28/32 mm (1.1 /1.26) strap width.
SL3: Sleeve adapter for 24/28 mm (0.95 /1.1) strap width.

ORDERING INFORMATION



株式会社 **クローネ**

■カタログに掲載してある製品の色は印刷インキの関係上、実際とは異なる場合があります。
 ■製品のデザイン、仕様等などは、予告なく変更する場合があります。

本 社：〒124-0023 東京都葛飾区東新小岩3丁目9番6号 TEL:(03) 3695-5431 / FAX:(03) 3695-5698
 大阪支店：〒530-0054 大阪市北区南森町2-2-9(南森町八千代ビル7F) TEL:(06) 6361-4831 / FAX:(06) 6361-9360
 e-mail: sales-tokyo@krone.co.jp URL: https://www.krone.co.jp

TE.com/sensorsolutions

Measurement Specialties, Inc., a TE Connectivity company.

Measurement Specialties, TE Connectivity, TE Connectivity (logo) and EVERY CONNECTION COUNTS are trademarks. All other logos, products and/or company names referred to herein might be trademarks of their respective owners.

The information given herein, including drawings, illustrations and schematics which are intended for illustration purposes only, is believed to be reliable. However, TE Connectivity makes no warranties as to its accuracy or completeness and disclaims any liability in connection with its use. TE Connectivity's obligations shall only be as set forth in TE Connectivity's Standard Terms and Conditions of Sale for this product and in no case will TE Connectivity be liable for any incidental, indirect or consequential damages arising out of the sale, resale, use or misuse of the product. Users of TE Connectivity products should make their own evaluation to determine the suitability of each such product for the specific application.

© 2015 TE Connectivity Ltd. family of companies All Rights Reserved.