

FN7080

Multi-components Gear Stick Load Cell

SPECIFICATIONS

- ♦ Ranges 200 to 500 N (40 to 100 lbf)
- ♦ Multi-components, up to 3 Force channels
- ♦ Aluminum body
- ♦ High adaptability to rod by cylindrical interfaces.

Designed for automotive comfort testing, the **FN7080** is installed in place of the original gear knob on the gear stick and measures the force required to change gear. Force is measured either in two or three directions. An adapter coupled with an interface collar allows a simple and rapid fitting of the **FN7080** to the majority of vehicles.

The ease of mounting enables the **FN7080** to be used on a vehicle or on a test bench. An optional version provides direct high level output and makes the **FN7080** a favorite among European car builders.

TE CONNECTIVITY has many years of experience as a designer and manufacturer of sensing solutions to the automotive industry and can supply standard or custom sensors for specific uses and testing environments.

On request, Instruction documents can be provided to ease the selection and use of our sensors and provide helpful tips.

FEATURES

- ♦ 2 and 3 axes measurements
- ♦ Fits most gear sticks
- ♦ Compact and ergonomic design
- ♦ Integrated amplifier optional
- ♦ Exists in many optional designs

APPLICATIONS

- ♦ On-board vehicle equipment
- ♦ Test bench equipment
- ♦ Robotics and Effectors
- ♦ Laboratory and Research

STANDARD RANGES

Ranges in N (FS)	200	300	500
Ranges in lbf (FS)	40	60	100

PERFORMANCE SPECIFICATIONS (typical values at temperature 23±3°C)

Parameters	
Operating Temperature Range (OTR)	-20 to 80° C [-4 to 176° F]
Compensated Temperature Range (CTR)	0 to 60° C [32 to 140° F]
Zero Shift in CTR	<0.5% F.S. / 50° C [/ 100° F]
Sensitivity Shift in CTR	<1% of reading / 50° C [/ 100° F]
Ranges (F.S.)	200 to 500 N [40 to 100 lbf]
Over-Range	
Without Damage	1.2 x F.S.
Accuracy	
Combined non-linearity & hysteresis	↑±0.3% F.S.
Cross effect	↑3% F.S.

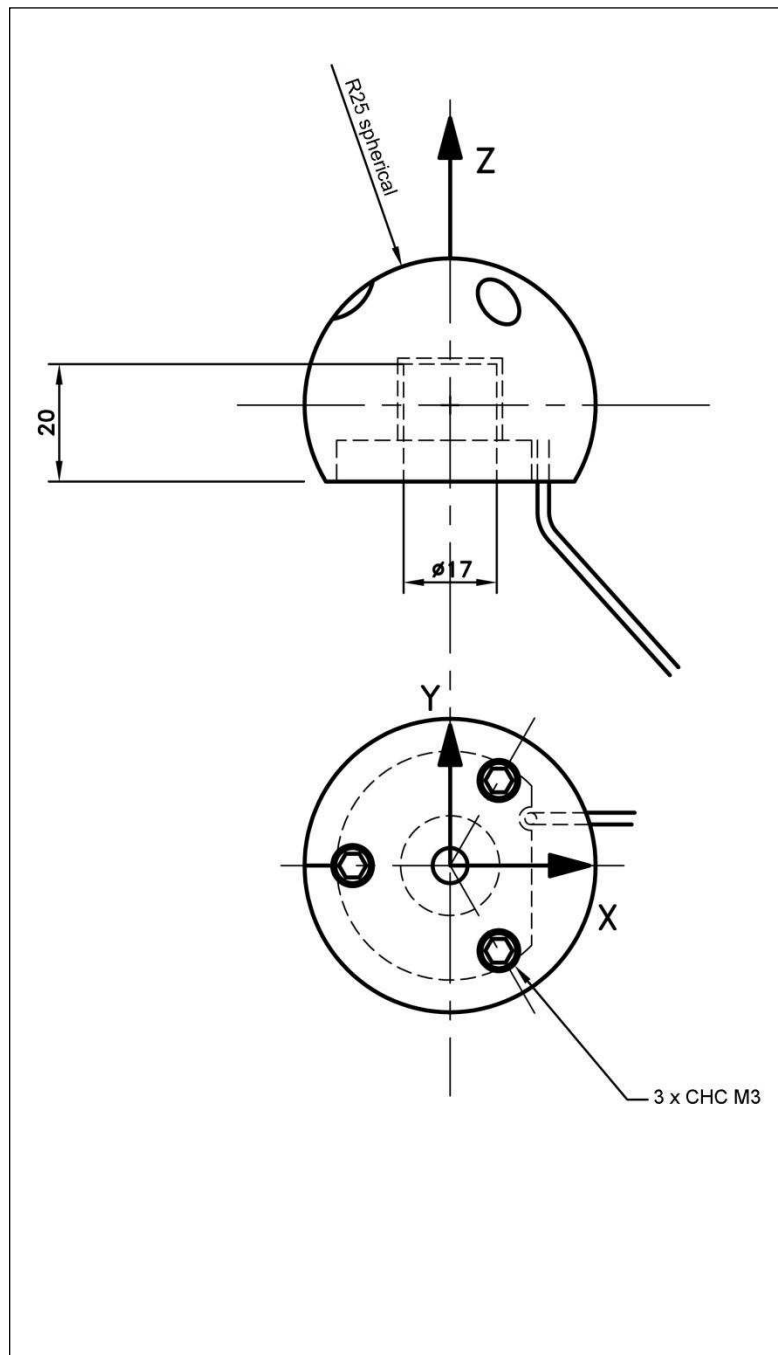
Electrical Characteristics

Model	FN7080	FN7080-A1	FN7080-A2
Supply Voltage	5Vdc	10 to 30Vdc	±15Vdc (±12 to ±18Vdc)
Sensitivity "FSO" ⁴	±2mV/V	±2V ±0.2V	±5V ±0.2V
Zero Offset ⁴	±5% F.S.	2.5V ±0.2V	0V ±0.2V
Input Impedance/Consumption	350 to 700Ω	<50mA	50mA
Output Impedance	350 to 700Ω	1 kΩ ⁵	1 kΩ ⁵
Insulation under 50Vdc	≥100MΩ	≥100MΩ	≥100MΩ

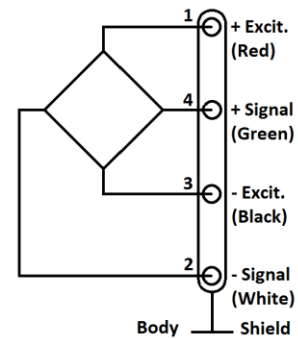
Notes

1. Electrical Termination: three Shielded Cable length 2m
2. Materials body in aluminum, casing in anodized aluminum
3. Protection Index: IP50
4. Other custom output signals available on request.
5. Output impedance standard, available <100Ω on request.
6. CE conformance according to EN 61010-1, EN 50081-1, EN 50082-1

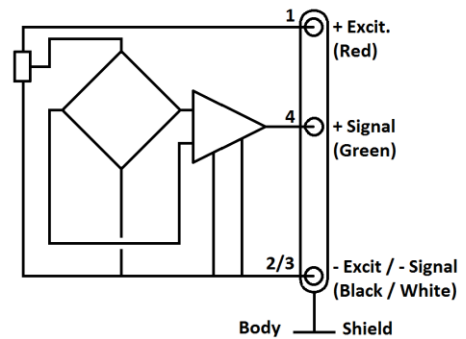
DIMENSIONS & WIRING SCHEMATIC (IN METRIC)



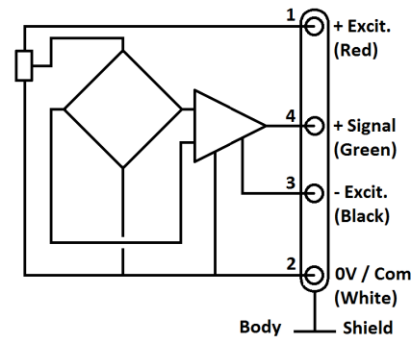
Wiring Schematic (each cable)



Version -A1

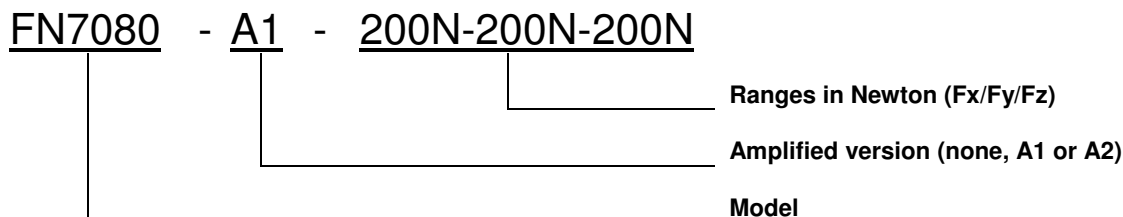


Version -A2



OPTIONS

A1 : Amplified Tension output with unipolar power supply
A2 : Amplified Tension output with bipolar power supply
L00M : special cable length, replace "00" with total length in meters

ORDERING INFORMATION

株式会社 **クローネ**

■ カタログに掲載してある製品の色は印刷インキの関係上、実際とは異なる場合があります。
 ■ 製品のデザイン、仕様等などは、予告なく変更する場合があります。

本 社 : 〒124-0023 東京都葛飾区東新小岩3丁目9番6号 TEL: (03) 3695-5431 / FAX: (03) 3695-5698
 大阪支店 : 〒530-0054 大阪市北区南森町2-2-9(南森町八千代ビル7F) TEL: (06) 6361-4831 / FAX: (06) 6361-9360
 e-mail: sales-tokyo@krone.co.jp URL: <https://www.krone.co.jp>

TE.com/sensorsolutions

Measurement Specialties, Inc., a TE Connectivity company.

Measurement Specialties, TE Connectivity, TE Connectivity (logo) and EVERY CONNECTION COUNTS are trademarks. All other logos, products and/or company names referred to herein might be trademarks of their respective owners.

The information given herein, including drawings, illustrations and schematics which are intended for illustration purposes only, is believed to be reliable. However, TE Connectivity makes no warranties as to its accuracy or completeness and disclaims any liability in connection with its use. TE Connectivity's obligations shall only be as set forth in TE Connectivity's Standard Terms and Conditions of Sale for this product and in no case will TE Connectivity be liable for any incidental, indirect or consequential damages arising out of the sale, resale, use or misuse of the product. Users of TE Connectivity products should make their own evaluation to determine the suitability of each such product for the specific application.

© 2015 TE Connectivity Ltd. family of companies All Rights Reserved.